







Short-term forecast

Station averages

	 °C	 %	 hPa	 km/h	 mm/h	 °C
18 Jun	20.6 / 13.6	63.0	1013.9	1.4	4.3	20.9 / 12.7
19 Jun	22.3 / 12.5	64.2	1014.7	1.5	2.2	22.9 / 11.4
20 Jun	21.7 / 12.1	69.2	1014.6	1.3	1.7	22.5 / 11.4
21 Jun	22.9 / 11.5	65.1	1013.2	1.5	2.2	23.4 / 10.7
22 Jun	22.1 / 11.4	62.8	1014.7	1.9	0.9	22.0 / 10.5
23 Jun	23.3 / 11.1	66.1	1015.8	1.4	2.6	23.7 / 10.4
24 Jun	24.4 / 13.7	63.6	1014.4	1.5	0.4	25.4 / 13.1
25 Jun	24.8 / 13.1	62.6	1013.3	1.5	0.9	25.6 / 12.7
26 Jun	23.3 / 12.8	60.3	1014.7	1.7	0.7	23.5 / 12.0

Station extremes

	 °C	 %	 hPa	 km/h	 km/h	 mm/h	 °C
18 Jun	30.7 2017	99.0 2020, 2021	1026.4 2014	14.5 > 3 cases	29.0 2021, 2022	25.2 2021	33.5 2017
	9.0 2022	0.0 2024, 2025, 2026	1004.1 2023	-	-	-	6.2 2024
19 Jun	31.3 2017	100.0 2021	1023.4 2014	23.0 2020	27.4 2016	16.5 2020	33.9 2017
	8.7 2022	0.0 2024, 2025, 2026	1005.1 2023	-	-	-	6.5 2024
20 Jun	30.1 2017	99.0 2016, 2021	1022.7 2014	22.5 2016	27.4 2016	12.5 2015	32.4 2017
	6.7 2024	0.0 2024, 2025	1003.1 2023	-	-	-	2.7 2024
21 Jun	32.7 2017	98.0 2020, 2022	1028.1 2018	27.4 2018	29.0 2015, 2018	12.5 2015	35.8 2017
	7.6 2022	0.0 2024, 2025	1007.1 2021, 2024	-	-	-	4.5 2024
22 Jun	28.1 2023	99.0 2014	1029.8 2018	20.9 2025	35.4 2013	4.8 2024	29.5 2023
	7.8 2018	0.0 2024	1003.1 2013	-	-	-	6.6 2018
23 Jun	28.0 2020	100.0 2016	1028.8 2018	30.6 2025	32.2 2013	26.9 2016	30.0 2020
	5.0 2021	0.0 2024, 2025	1003.1 2013	-	-	-	3.8 2021
24 Jun	30.0 2020	100.0 2016	1025.4 2013	23.0 2020	32.2 2025	2.3 2016	32.3 2020
	9.0 2013	0.0 2024, 2025	1000.0 2022	-	-	-	7.2 2025
25 Jun	31.0 2020	98.0 2015, 2016, 2019	1029.1 2013	32.2 2017	37.0 2023	4.1 2019	33.8 2020
	6.8 2013	0.0 2024, 2025	1000.7 2022	-	-	-	5.9 2013
26 Jun	30.0 2020	98.0 2016, 2019	1029.8 2013	20.9 2025	38.6 2025	4.1 2019	33.3 2020
	7.6 2013	0.0 2024, 2025	1004.4 2020	-	-	-	6.9 2013

Almanac

